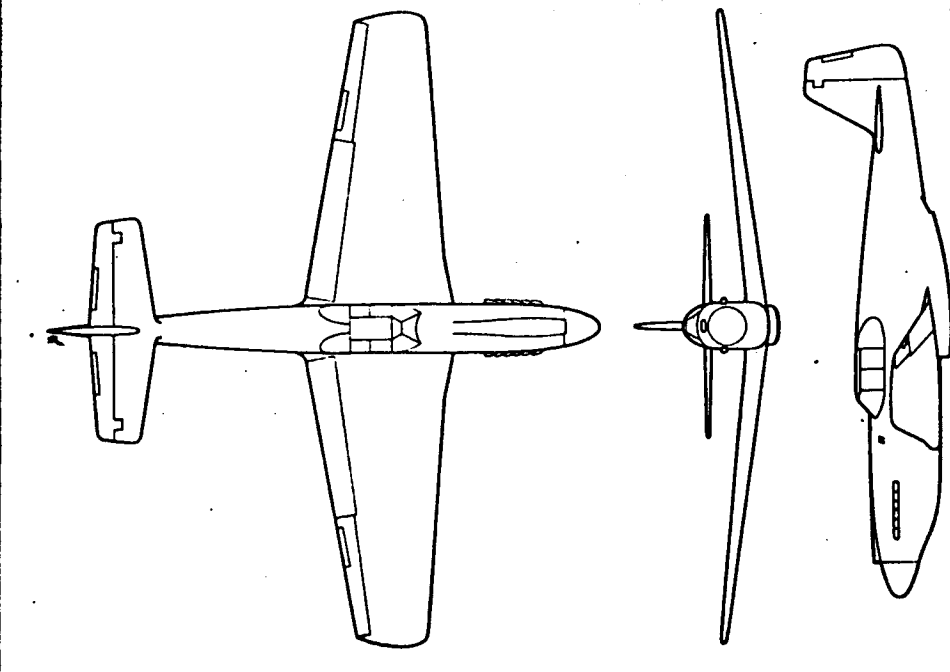
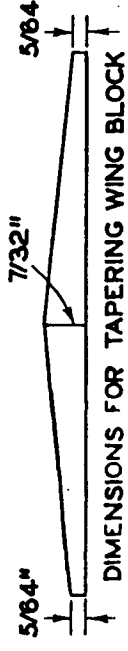


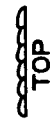
USE THESE PROPORTIONS WHEN SHAPING WING AIRFOIL AT OUTER SECTIONS. NOTICE THAT AIRFOIL BECOMES MORE FLAT-BOTTOMED WHERE IT JOINS THE FUSELAGE.




AIR SCOOP

EXHAUSTS

RADIATOR IS CARVED IN WITH FUSELAGE.



TOP



SIDE

EXHAUST
(FULL SIZE)



TOP



SIDE

AIR SCOOP
(FULL SIZE)

NORTH AMERICAN P-51
Recent accounts from the war zones have acclaimed the performance of the "Mustang" which is powered with an Allison in-line engine of 1150 hp. Its speed is close to 400 m.p.h. and is intended primarily for low altitude air combat and use against ground forces. Span 37', length 32' 3".

Identification

Low wing tapering from root to squarish tips, entering edge having a break-forward near root. In-line engine in long, slender-nosed fuselage with cockpit directly above wing; long radiator scoop below, extending aft from near trailing edge. Tapering tail group with squarish tips.

MODEL  MODEL

NORTH AMERICAN P-51

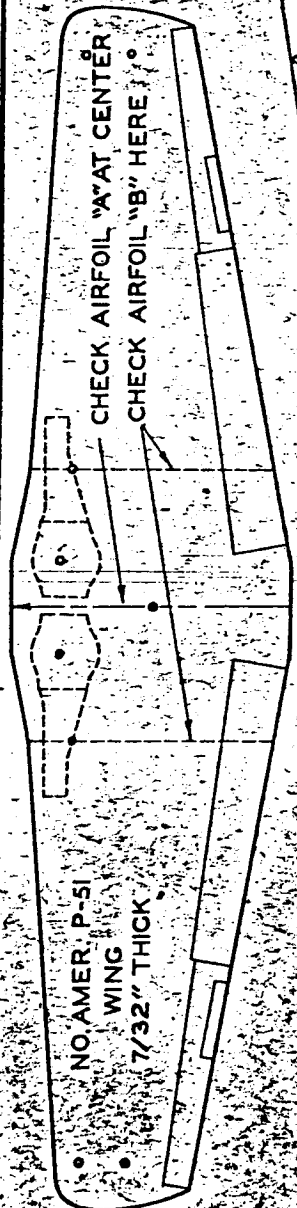
U.S. ARMY FIGHTER
FINAL ASSEMBLY

SPAN 6-5/32" SERIAL NO. F-3 DATE 2-23-43

U.S. NAVY BUREAU OF AERONAUTICS WASH., D.C.


BILL OF MATERIALS

Fuselage 1/4 x 1 1/2 x 6
Wing 1/2 x 1 1/2 x 6 1/2
Tail 1/2 x 1 x 3 1/2

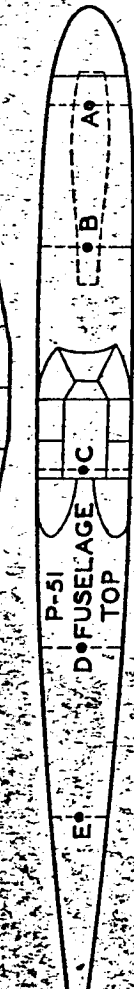


NO. AMER. P-51
WING
7/32" THICK

CHECK AIRFOIL "A" AT CENTER
CHECK AIRFOIL "B" HERE

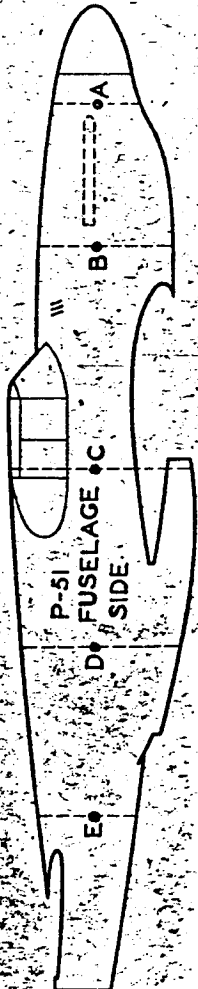


P-51
FIN
3/32"

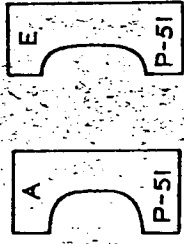


P-51
D. FUSELAGE
TOP

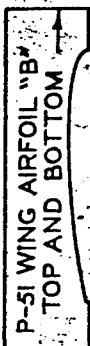
P-51
STAB.
3/32"



P-51
D. FUSELAGE
SIDE



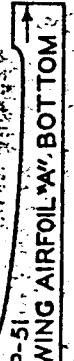
P-51
DIHEDRAL
GAUGE




P-51 WING AIRFOIL "B"
TOP AND BOTTOM




P-51 WING AIRFOIL "A" TOP




P-51 WING AIRFOIL "A" BOTTOM



C



D




B

P-51

P-51

P-51

MODEL  MODEL

NORTH AMERICAN P-51

U.S. ARMY FIGHTER
K
TEMPLATES

SCALE 1:72	SERIAL NO. F-3	DATE 2-23-43
------------	----------------	--------------

U.S. NAVY BUREAU OF AERONAUTICS WASH., DC