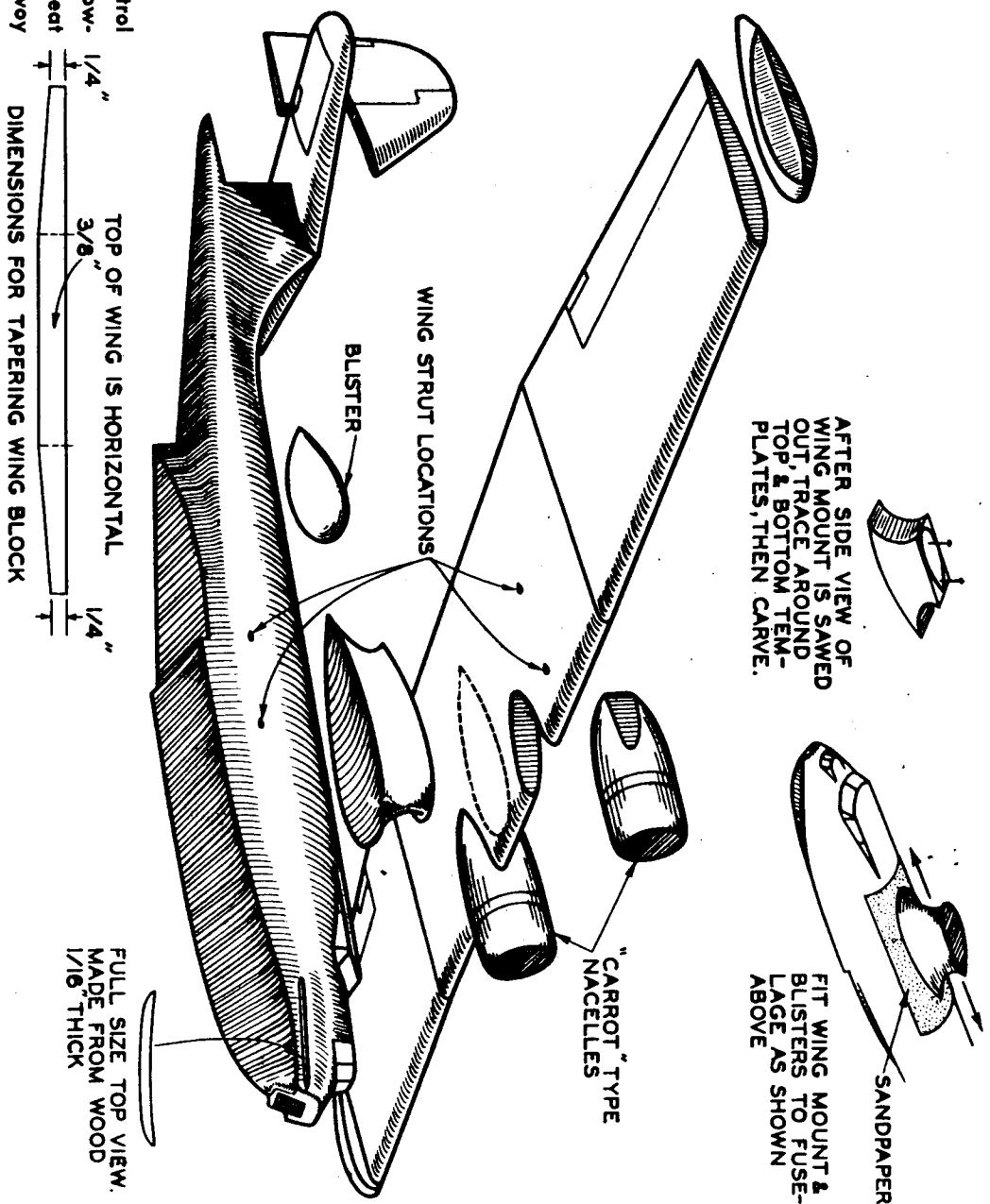


CONSOLIDATED PBY-5

The "Catalina" is a U. S. Navy long range patrol bomber flying boat. Carries a crew of six. Powered by two "Twin Wasp" engines. Its great cruising range makes it excellent for convey work. Span 104', Length 63' 10".

Identification

High-wing monoplane with wing mounted on pylon. Outer sections of wing are tapered to square tips (formed by retracted wing floats). Turtle-deck shaped hull with two steps. Each side of wing is braced to body by two parallel inclined struts.



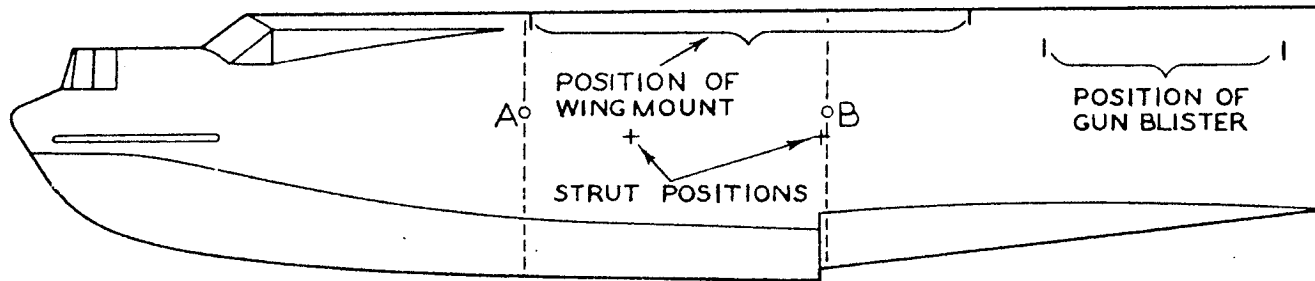
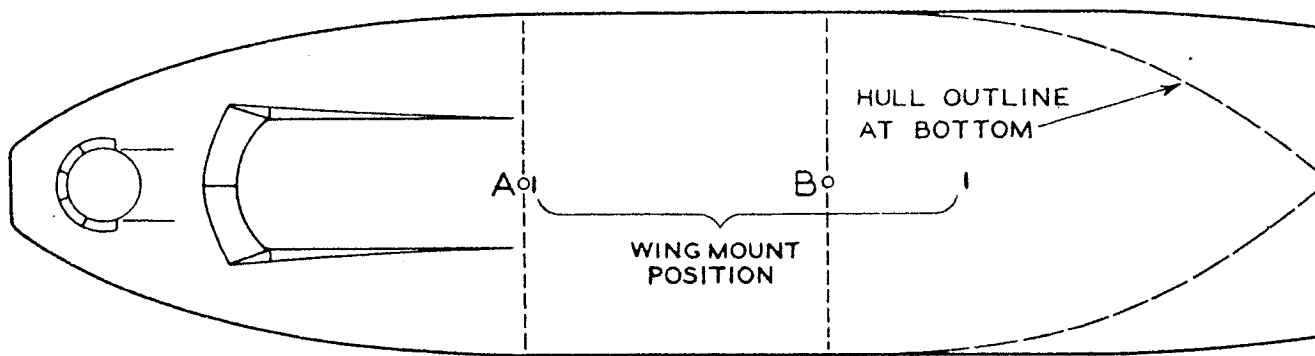
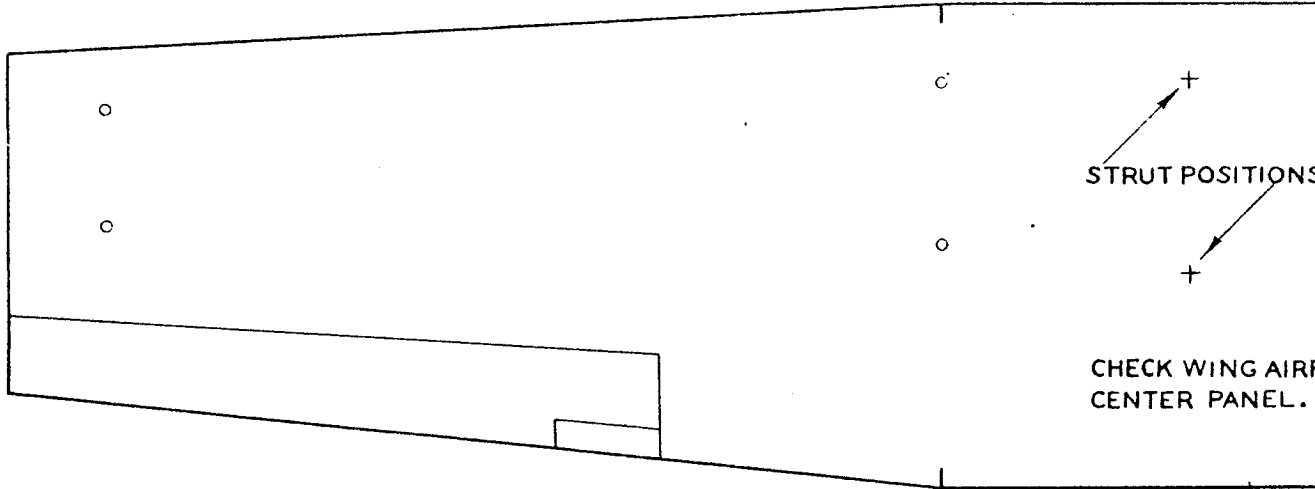
BILL OF MATERIALS

- Fuselage 2x2 1/2 x 11
- Wing 3/4 x 2 1/2 x 16 1/2
- Stabilizer 1/8 x 1 1/2 x 5 1/2
- Fin 1/2 x 1 3/4 x 2
- Nacelles 2-1 x 1 x 2
- Floats and Turrets 1/2 x 1 x 5
- Wing Mount 3/4 x 7/8 x 2 1/2
- Wing Struts 4-1 1/8 x 3/8 x 1 1/4

DIMENSIONS FOR TAPERING WING BLOCK



MODEL	CONSOLIDATED PBY-5		MODEL
	U.S. NAVY PATROL BOMBER		
	FINAL ASSEMBLY		
SPAN 17-11/32"	SERIAL NO. A-6	DATE 2-16-42	
U.S. NAVY BUREAU OF AERONAUTICS WASH., D.C.			



SITIONS

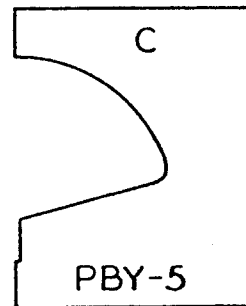
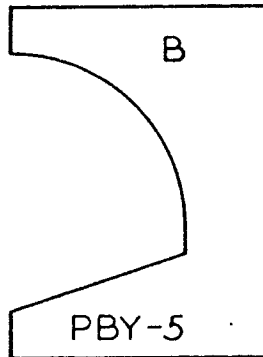
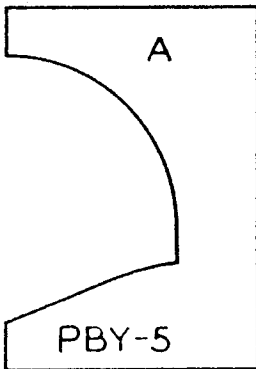
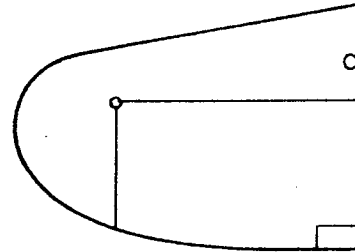
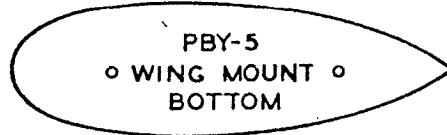
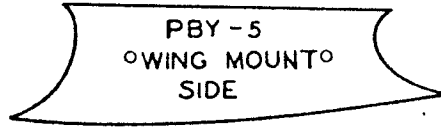
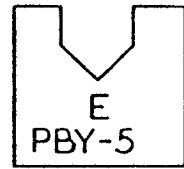
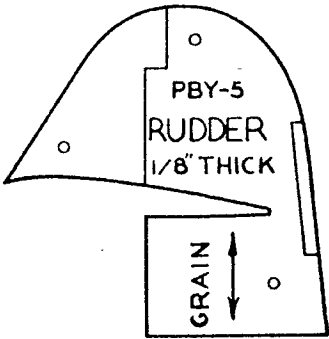
TIONS
SHAPED.
CUT OUT

CONSOLIDATED PBY-5 WING

3/8" THICK

PBY-5

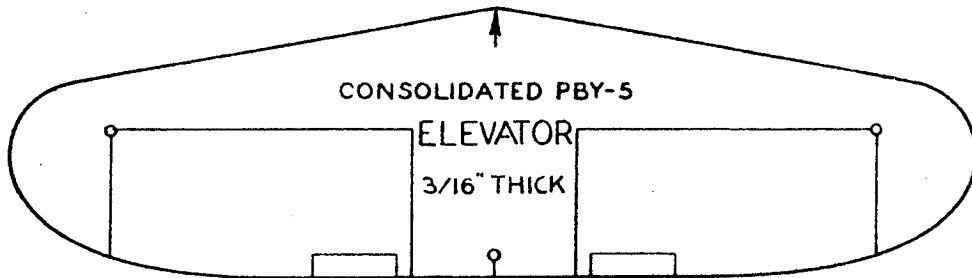
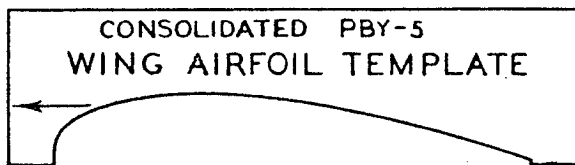
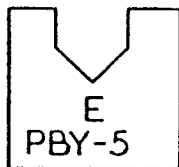
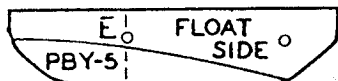
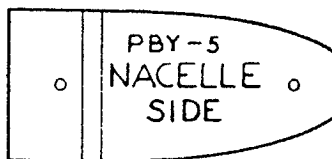
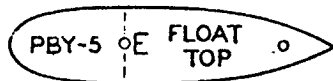
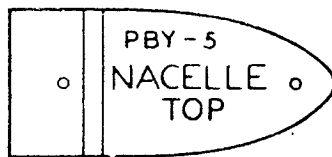

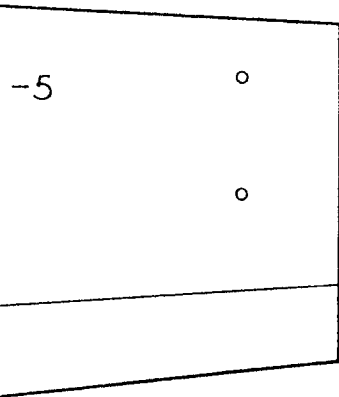
PBY-



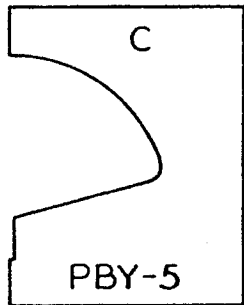
MODE

SCALE

U.S.N.



For Assembly Plans and Description of This Plane, See "Building Model Warplanes" Page 32



MODEL		MODEL
CONSOLIDATED PBY-5 U.S. NAVY PATROL BOMBER TEMPLATES		
SCALE 1:72	SERIAL NO. A-6	DATE 2-16-42
U.S. NAVY BUREAU OF AERONAUTICS WASH., D.C.		